

BLL measuring instructions: cubicle, eating place, feed fence, trough

Measuring instructions: Cubicles

1. *Width of lying area:*

Measure centre to centre, from the middle of the partition on the left side of the cubicle to the middle of the partition on the right side of the cubicle. (See BL in Figure 1)




Figure 1: Width of cubicle:

2. *Length of cubicle:*

Measure from the inner edge of the litter partition or the edge of the cubicle up to the inner edge of the brisket barrier. (See KA in Figure 2)

3. *Total length of cubicle:*

Measure from the inner edge of the cubicle or the head rail up to the litter partition or the edge of the cubicle. (See TL in Figure 2)

4. *Height of neck rail:*

Measure from the lying area (top of the layer of litter) up to the lower edge of the neck rail. (See HS in Figure 2)

5. *Neck rail – litter partition /walkway edge:*

Measure from the inner edge of the neck rail up to the litter partition/walkway edge. (See AS in Figure 2)

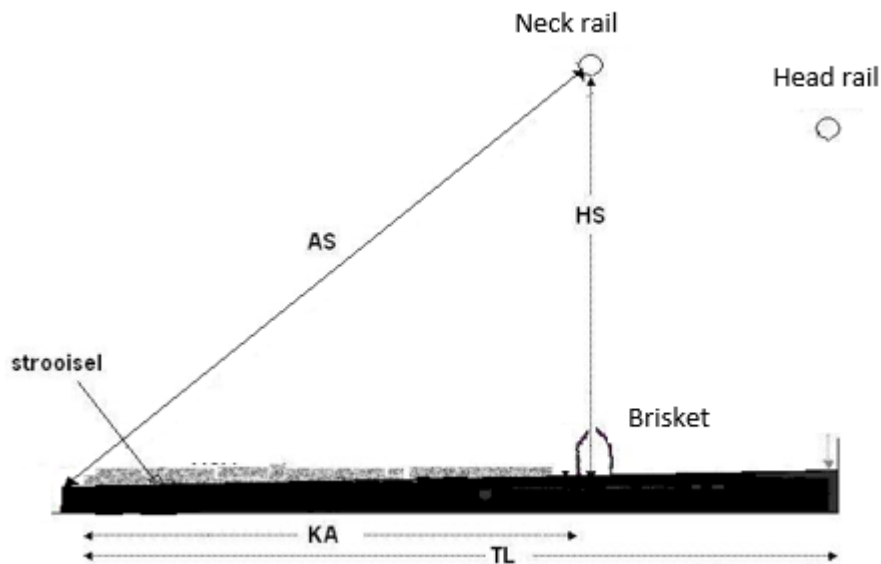


Figure 2: Measuring cubicle

Measuring instruction: height of feed fence

Measure the height of the feed fence from the floor on the side of the cows to the underside of the horizontal pipe at the top of the feed fence (see Figure 3).

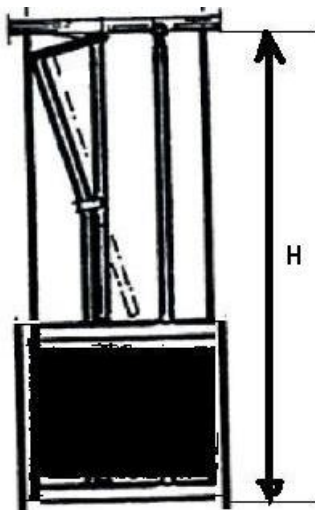
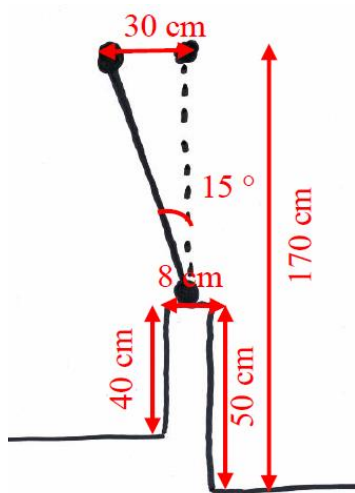


Figure 3: Height of eating place

Also consider tipping the feed fence. Measuring instructions are explained below. 30 centimetres is the horizontal distance from the upper pipe measured up to the attachment point/upright. This assumes Holstein Friesian cows with a wither height of 1.47 – 1.72 cm



Measuring instructions: effective eating places:

Determine the number of effective eating places by:

1. Measuring the length of the feed fence (only that part that is freely accessible to the cows and that actually has feed in front of it) .

2. Dividing this figure by the minimum width for the eating place (depending on the animal group):

- Lactating and dry cows: min. 65 cm per eating place
- Young stock:
 - o 28 days-2 months: min. 20 cm per eating place
 - o 2-4 months: min. 35 cm per eating place
 - o 4-12 months: min. 45 cm per eating place
 - o 12-18 months: min. 50 cm per eating place
 - o 12-24 months: min. 65 cm per eating place